


# Pakistan Equity | E&P | Sector Research

January 19, 2022

REP-057

**Oil & Gas production fall 1-2% YoY during 2QFY22**  
**1HFY22 Oil production remains flat and Gas down by 4% YoY**



**Mehroz Khan**

[mehroz@topline.com.pk](mailto:mehroz@topline.com.pk)

Tel: +9221-35303330 Ext:133

**Topline Securities, Pakistan**

# Oil & Gas production down 1% and 2% YoY, respectively in 2QFY22

- Oil production in the country during 2QFY22 is likely down by 1% YoY (vs. 7.5% YoY decline in 2QFY21) amidst lower production output.
- This is largely due to (1) decline in production from Nashpa, Adhi, and Makori East oil fields, and (2) no addition of any sizable production oil field. During 1HFY22, oil production is expected to remain flat on YoY basis to 13.9mn barrels or 75.4k bpd (barrels per day).
- Gas production during the same period is likely to contract by 2% YoY due to (1) their association with lower oil production, and (2) lower offtakes due to annual turnaround and maintenance. During 1HFY22, gas production is likely to come down by 4% YoY to 3.37k mmcf.
- During 2QFY22, gas production was down 2% QoQ driven by lower production from Uch field as UPL (Uch Power Limited) turbines remained offloaded owing to less demand from WAPDA. Mari gas production was affected on the back of minimum gas offtakes from FFCL (Fauji Fertilizer) due to annual turnaround coupled with plant compressors issue which disrupted supply to Pak Arab Fertilizers.
- Also, Guddu Thermal Power Station (GTPS) gas offtake remained suspended due to maintenance which resulted in lower offtakes from Mari, Kandhkot and Chachar field.

Oil Production					
barrels	2QFY22E*	YoY	QoQ	1HFY22E*	YoY
Nashpa	1,201,122	-13%	6%	2,331,432	-12%
Makori East	818,281	-9%	1%	1,630,550	-12%
Adhi (Cond.)	647,458	-21%	-12%	1,385,799	-15%
Kunner Pasaki Deep	377,596	18%	6%	735,316	15%
Maramzai	341,354	-15%	-8%	712,801	-11%
Chanda	287,214	-10%	-10%	607,824	-9%
Mardan Khel	233,859	-14%	0%	468,294	-17%
Makori Deep	73,997	-28%	-3%	150,636	-35%
Pasakhi	387,200	81%	0%	776,020	79%
Bari	32,090	-62%	-11%	68,296	-64%
<b>Total of Ten</b>	<b>4,400,172</b>	<b>-8%</b>	<b>-1%</b>	<b>8,866,969</b>	<b>-8%</b>
Grand Total	6,877,464	-1%	-2%	13,869,353	0%
Days	92			184	
<b>Grand Total-BPD</b>	<b>74,755</b>	<b>-1%</b>	<b>-2%</b>	<b>75,377</b>	<b>0%</b>

Source: PPIS, Topline Research

\*Calculated from weekly PPIS (March) numbers and adjusted for missing fields

Gas Production					
mmcf	2QFY22E*	YoY	QoQ	1HFY22E*	YoY
Mari	65,176	4%	-3%	132,469	3%
Sui	31,271	-6%	0%	62,667	-6%
Uch	34,750	31%	-11%	73,770	16%
Qadirpur	16,246	-11%	6%	31,575	-14%
Kunner Pasaki Deep	9,977	-7%	28%	17,800	-19%
Kandhkot	6,525	-45%	-12%	13,961	-39%
Maramzai	10,765	-10%	-5%	22,047	-7%
Nashpa	8,308	3%	12%	15,733	1%
Makori East	7,263	-3%	-1%	14,634	-2%
Sutiari Deep	12,271	-2%	2%	24,327	-2%
<b>Total of Ten</b>	<b>202,552</b>	<b>0%</b>	<b>-2%</b>	<b>408,983</b>	<b>-3%</b>
Grand Total	306,487	-2%	-2%	619,980	-4%
Days	92			184	
<b>Gas-MMCFD</b>	<b>3,331</b>	<b>-2%</b>	<b>-2%</b>	<b>3,369</b>	<b>-4%</b>

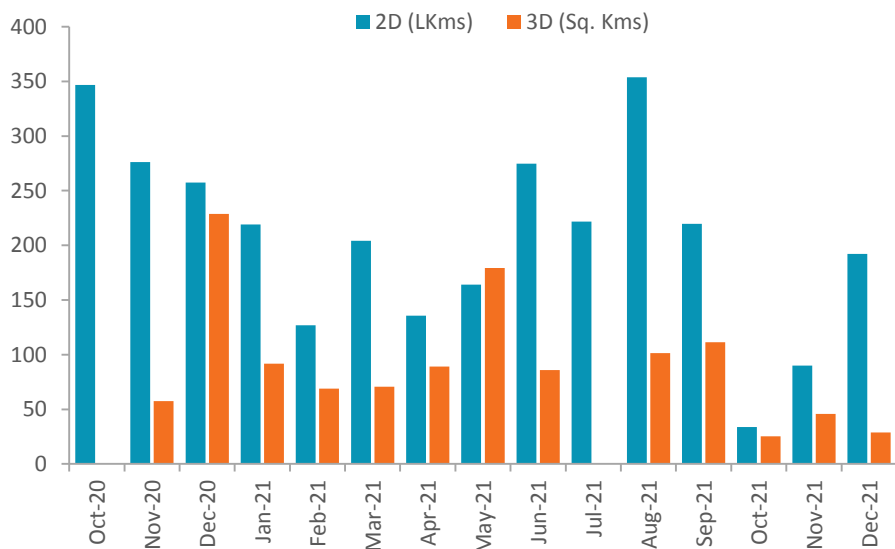
Source: PPIS, Topline Research

\*Calculated from weekly PPIS numbers (March) and adjusted for missing fields

# Exploration activities remained subdued

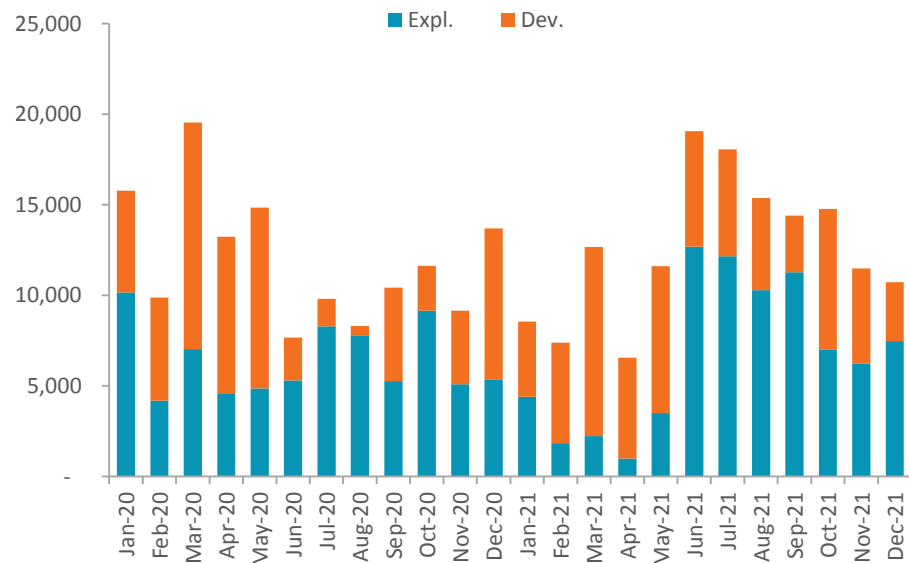
- During 2QFY22, Geological and Geophysical activities showed a decline, with 3D seismic acquisition fallen by 65% YoY and 53% QoQ to 100 Sq. Kms, while 2D also decreased by 64% YoY and 60% QoQ to 316 Sq. Kms.
- Moving forward, there are 7 seismic surveys of 2D & 3D which are going to be conducted in January 2022
- Drilling activities (meterage) rose by 7% YoY and fell by 23% QoQ to 36.9k meters.
- On 1H basis, meterage drilling increased by 35% YoY as the numbers of well spudded till Dec-2021 (FYTD) remained 22 vs. 18 in the same period last year.
- During 2QFY22, the Oil & Gas companies encountered two abandoned wells which were Exploratory (Qasar X-1 and Mari PKL South-1).
- There are 15 exploratory and development wells (5 each month) planned for 3QFY22.

Geological and Geophysical Activities



Source: PPIS, Topline Research

Meterage Drilling (Exploratory and Development/Appraisal)



Source: PPIS, Topline Research

# Analyst Certification and Disclosures

The research analyst(s), denoted by an “AC” on the cover of this report, primarily involved in the preparation of this report, certifies that (1) the views expressed in this report accurately reflect his/her personal views about all of the subject companies/securities/sectors and (2) no part of his/her compensation was, is or will be directly or indirectly related to the specific recommendations or views expressed in this report.

Furthermore, it is stated that the research analyst or its close relative have neither served as a director/officer in the past 3 years nor received any compensation from the subject company in the past 12 months.

Additionally, as per regulation 8(2)(i) of the Research Analyst Regulations, 2015, we currently do not have a financial interest in the securities of the subject company aggregating more than 1% of the value of the company.

## Rating System

Topline Securities employs three tier ratings system to rate a stock, as mentioned below, which is based upon the level of expected return for a specific stock. The rating is based on the following with time horizon of 12-months.

Rating	Expected Total Return
Buy	Stock will outperform the average total return of stocks in universe
Neutral	Stock will perform in line with the average total return of stocks in universe
Sell	Stock will underperform the average total return of stocks in universe

For sector rating, Topline Securities employs three tier ratings system, depending upon the sector’s proposed weight in the portfolio as compared to sector’s weight in KSE-100 Index:

Rating	Sector’s Proposed Weight in Portfolio
Over Weight	> Weight in KSE-100 Index
Market Weight	= Weight in KSE-100 Index
Under Weight	< Weight in KSE-100 Index

Ratings are updated daily to account for the latest developments in the economy/sector/company, changes in stock prices and changes in analyst’s assumptions or a combination of any of these factors.

## Valuation Methodology

To arrive at our 12-months Target Price, Topline Securities uses different valuation methods which include: 1). Present value methodology, 2). Multiplier methodology, and 3). Asset-based methodology.

## Research Dissemination Policy

Topline Securities endeavors to make all reasonable efforts to disseminate research to all eligible clients in a timely manner through either physical or electronic distribution such as email, fax mail etc. Nevertheless, all clients may not receive the material at the same time.

## Disclaimer

This report has been prepared by Topline Securities and is provided for information purposes only. Under no circumstances this is to be used or considered as an offer to sell or solicitation of any offer to buy. While reasonable care has been taken to ensure that the information contained therein is not untrue or misleading at the time of publication, we make no representation as to its accuracy or completeness and it should not be relied upon as such. From time to time, Topline Securities and/or any of its officers or directors may, as permitted by applicable laws, have a position, or otherwise be interested in any transaction, in any securities directly or indirectly subject of this report. This report is provided only for the information of professional advisers who are expected to make their own investment decisions without undue reliance on this report. Investments in capital markets are subject to market risk and Topline Securities accepts no responsibility whatsoever for any direct or indirect consequential loss arising from any use of this report or its contents. In particular, the report takes no account of the investment objectives, financial situation and particular needs of investors, who should seek further professional advice or rely upon their own judgment and acumen before making any investment. The views expressed in this report are those of Topline Research Department and do not necessarily reflect those of Topline or its directors. Topline as a firm may have business relationships, including investment-banking relationships, with the companies referred to in this report.

**All rights reserved by Topline Securities. This report or any portion hereof may not be reproduced, distributed or published by any person for any purpose whatsoever. Nor can it be sent to a third party without prior consent of Topline Securities. Action could be taken for unauthorized reproduction, distribution or publication.**